

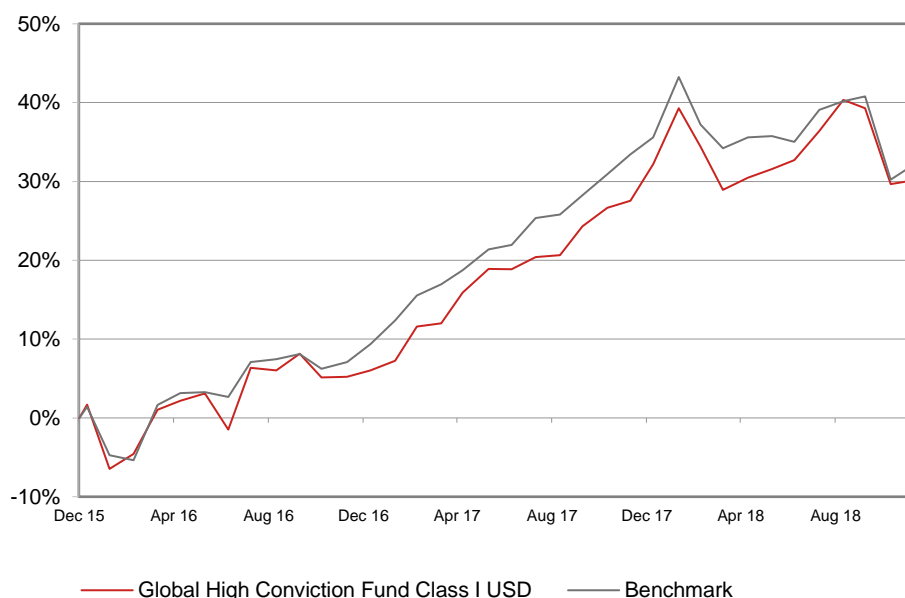
INVESTMENT OBJECTIVE

To achieve long-term capital growth through investment in a highly concentrated, actively managed portfolio of global equities. Our approach is bottom-up as we seek to invest in quality companies trading at a discount to intrinsic value. We believe that successful portfolio diversification can be achieved with around 20 stocks.

FUND FACTS

Fund Size	10.8m USD
Fund managers	Tom Wildgoose, Ilan Chaitowitz
Launch Date	21/12/2015
Base Currency	US Dollar
Pricing Frequency	Daily
Sector	Equity - International
Benchmark	MSCI All Countries World
Domicile	Ireland

CUMULATIVE PERFORMANCE (as at 30 November 2018)



SHARE CLASS DETAILS

ISIN Code	IE00BD4DXL75
Bloomberg Ticker	NOGBHIU
Minimum Initial Inv	1,000,000 USD
Minimum Further Inv	250,000 USD
Initial Charge	0.00%
Management Fee	0.85%
Total Expense Ratio	1.10%
Latest NAV per share	130.16 USD
Share Class Currency	USD
Dividend Frequency	n/a
Dividend Pay dates	n/a

TRADING DETAILS

Trading cutoff	13:00 GMT
Trading frequency	Daily
Valuation time	15:00 GMT
Settlement	T+4

CUMULATIVE PERFORMANCE (as at 30 November 2018)

	Since launch	1m	3m	6m	1y	3y
Fund	30.16%	0.37%	-7.26%	-1.08%	2.03%	n/a
Benchmark	32.14%	1.46%	-5.73%	-2.66%	-0.98%	n/a

DISCRETE PERFORMANCE (as at 30 September 2018)

	1 year to 30/09/2018	1 year to 30/09/2017	1 year to 30/09/2016	1 year to 30/09/2015
Fund	12.05%	14.94%	n/a	n/a
Benchmark	9.77%	18.65%	n/a	n/a

Source: NAMUK. Fund and Index performance is shown in local currency, on a single price basis with income reinvested into the fund.

RISK

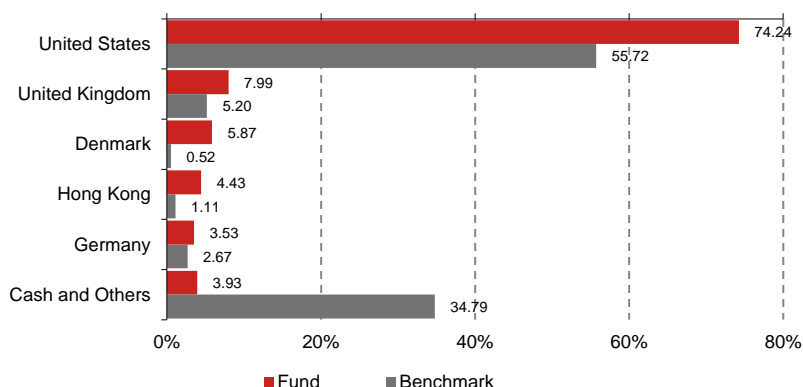
Typically lower rewards, lower risk

Typically higher rewards, higher risk



The table demonstrates where the fund ranks in terms of its potential risk and reward. The higher the rank the greater the potential reward but the greater the risk of losing money. It is based on past data, may change over time and may not be a reliable indication of the future risk profile of the fund.

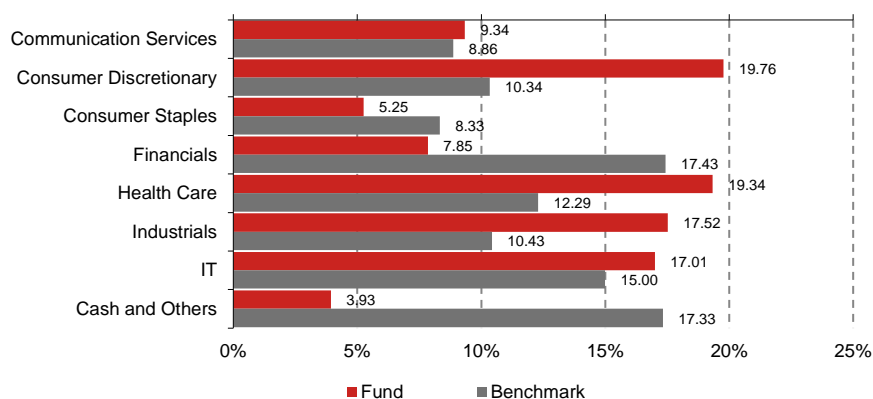
■ GEOGRAPHIC BREAKDOWN



■ TOP HOLDINGS

Mastercard Incorporated Class A	6.67%
Novo Nordisk A/S Class B	5.87%
Booking Holdings Inc.	5.56%
Waters Corporation	5.55%
PayPal Holdings Inc	5.47%

■ SECTOR BREAKDOWN



■ PORTFOLIO CHARACTERISTICS

Number of holdings	23
--------------------	----

■ CONTACT DETAILS

Email: info@nomura-asset.co.uk

Tel: +44 207 521 1747

www.nomura-asset.co.uk

■ FUND MANAGERS



Tom Wildgoose

Tom Wildgoose has over 17 years of investment experience and has been at Nomura since 2007.



Ilan Chaitowitz

Ilan Chaitowitz has over 19 years of investment experience and has been at Nomura since 2012.

■ IMPORTANT INFORMATION

The fund is a sub-fund of Nomura Funds Ireland plc, which is authorised by the Central Bank of Ireland as an open-ended umbrella investment company with variable capital and segregated liability between its sub-funds, established as an undertaking for Collective Investment in Transferable Securities under the European Communities (Undertakings for Collective Investment in Transferable Securities) Regulations 2011. This document was prepared by Nomura Asset Management U.K. Ltd and is not intended for distribution to or use by any person or entity in any jurisdiction or country where such distribution or use would be contrary to law or regulation. The shares in the fund have not been and will not be offered for sale in the United States of America, its territories or possessions and all areas subject to its jurisdiction, or to United States Persons. This document is not intended in any way to indicate or guarantee future investment results as the value of investments may go down as well as up. Values may also be affected by exchange rate movements and investors may not get back the full amount originally invested. Before purchasing any investment fund or product, you should read the related prospectus and fund documentation, including full details of all the risks associated with it, to form your own assessment and judgement on whether this investment is suitable in light of your financial knowledge and experience, investment objectives and financial or tax situation and whether to obtain specific advice from an investment professional. The prospectus and Key Investor Information Document are available in English from the Nomura Asset Management U.K. Ltd website at www.nomura-asset.co.uk. Nomura Asset Management U.K. Ltd. is authorised and regulated by the Financial Conduct Authority. Portfolio data source: Nomura Asset Management U.K. Ltd.